



CANDLEWOOD LAKE AUTHORITY

Member Municipalities: Brookfield • Danbury • New Fairfield • New Milford • Sherman

PO BOX 37 • SHERMAN, CT 06784 • P (860) 354-6928 • F (860) 350-5611

Minutes of CLA Regular Meeting Wednesday, August 9, 2023 - 7:00PM via ZOOM

ATTENDING:

P. Schaer Sherman
D. Cushnie Sherman
M. O'Connor Sherman

B. Licht New Fairfield

J. Main New Fairfield

M. Gaffey Brookfield
W. Meikle Brookfield
B. Lohan Brookfield

E. Siergie Danbury
C. Robinson Danbury
D. Rosemark Danbury

M. Toussaint New Milford
J. Wodarski New Milford

ABSENT:

J. Archer New Fairfield

S. Kluge New Milford

M. Howarth, Executive Director
N. Stalter, Director of Ecology and Environmental Science
D. Wright, Administrative Coordinator
M. Gasperino, Operations Manager

Recorder: D. Wright

Guests: 2

Chairman, Marianne Gaffey, called the meeting to order at 7:02pm.

PUBLIC COMMENT

none

CONSENT AGENDA

Marianne Gaffey made a motion to approve the consent agenda, seconded by Will Meikle, all voting in favor.

TREASURER'S REPORT (Bill Lohan)

On the income side, we received First Light's annual contribution of \$50,000. Bill noted we'd like to transfer funds from E&F to the capital fund. Noted in line item 261 in E&F detail, \$100,000 was budgeted for the capital replacement fund.

Bill Lohan made a motion to transfer \$100,000 from line 261 to the capital fund for future purchases. Will Meikle seconded, all in favor.

Marianne requested a notation be made that there is an error in the donations line. Bill clarified that when First Light's contribution came in it was put in line 912 which is for contributions from donations. When it was transferred to line 902 where it belonged, an additional \$6,105 which represented donations we received from others for the month was moved in error. The adjustment will be made going forward and the total numbers are correct. This will reduce First Lights recorded donation by \$6,105 but it will be under 912, contributions & donations.

PUBLIC SAFETY (Bill Licht)

Bill Licht stated that all shifts are being covered. The officers have had more training on the jet skis for the Jet Ski Task Force.

Mark Howarth mentioned that the weather has been unpredictable with a number of rainouts. This has allowed us to put extra shifts out at other times during the good weather and into the night. It's also allowed us to focus additional resources in high-volume areas.

The new Silver Ship arrived on Sunday and the officers are learning the features of the boat. It's similar to other Silver Ships boat, but with some modifications like the FLIR system which serves as a search and rescue tool and helps with patrolling at night.

EQUIPMENT & FACILITIES (Doug Cushnie)

Doug noted that all is going well, the new boat came in on Sunday as Mark mentioned. Marianne added that the ARK looks great with Michael's work.

PUBLIC AWARENESS (Neil Stalter)

In Joan's absence, Neil gave an update on Public Awareness. We are still looking for an event in Danbury, however, Mark and Neil spoke to Leadership Danbury, and Mark was on podcast with Mayor Esposito. Magnets are still available if anyone needs them. We have been posting an ecology post on Tuesdays and a public safety post before the weekend, plus additional sharing during the week which we will continue. The creation of a document clarifying the patrol's responsibility and how they help was discussed and the plan to post that document.

There was a discussion regarding Blueberry Island and the issues with noise and cleanup. The Town of New Fairfield has posted signs that it's closed. Neil agreed we could help with posting online about Blueberry Island being closed.

Mark H. left the meeting (technical difficulties).

WATERSHED MANAGEMENT (Neil Stalter)

Neil visited the UConn lab to drop off the first batch of samples, met the staff, and took a tour of the facilities. The first half of the season the water quality has looked good this year, higher clarity, lower blue-green algae numbers. Regarding water chemistry, things are looking on the better side of normal. Lake Stewards have stopped five invasive species from entering the lake: two Water Chestnuts, zebra mussels, Hydrilla, and another that has yet to be identified. A comprehensive guide on the history of the plants, the current status, and the overall goals and strategies was posted on Facebook and our website. The carp enclosures continue to be monitored at all five locations. Two of them had plant material, one had multiple species of plants, and the other just had one low-growing plant called Mudmat. Eel grass, which is native was found, and a few existing invasives. Steve was out with WestConn students with underwater cameras.

We've received a few more reports of zebra mussels being found in the lake. People are finding them more often than in the past, which is expected, however, they are not at a nuisance level, but the population is being monitored. We will conduct another survey in the wintertime with the drawdown in the winter.

NEW BUSINESS

First, Mark plans within the next week or two to meet with the leader of each municipality around the lake to provide an update, where we are going, and discuss any issues and check in if the leaders have any questions. Delegates in each municipality will be invited to these meetings.

Second, there is a purchase of a third purpose-built patrol boat in the budget for the last fiscal year 22/23. We were waiting to receive Silver Ships II before ordering another boat. Now that we have Silver Ships II and we have confirmed we have the funds in the capital account, we are going to send out an RFP for our third purpose-built boat soon. Once we receive the RFPs back and we evaluate them, we will place an order for our third purpose-built boat. We are probably looking at a couple of years build-out time. The long-term capital plan had a science boat in 25/26. If we want a boat at that time, we are looking at a 2- and 1/2-year lead time, so we need to prepare for that. Neil, Doug and Mark have been discussing the science boat and we expanded that boat to include operations work, administrative work and we'd also like to add blue lights so it can be used as a backup boat for patrol, possibly for Fireworks. It will be a multi-use vessel built around mostly the needs that Neil has for science. We should be ready to begin the bidding process by early winter.

ADJOURN

Mark Toussaint made a motion to adjourn the meeting, seconded by Will Meikle, with all voting in favor.

The meeting adjourned at 7:30 pm.

Respectfully submitted,

Martin O'Connor ^{DW}

Martin O'Connor, Secretary
Dee Wright, Administrative Coordinator

These minutes are not considered official until they have been approved at the next regularly scheduled meeting of the Candlewood Lake Authority.



CANDLEWOOD LAKE AUTHORITY

Member Municipalities: Brookfield • Danbury • New Fairfield • New Milford • Sherman

PO BOX 37 • SHERMAN, CT 06784 • P (860) 354-6928 • F (860) 350-5611

Marianne Gaffey
Chair, Candlewood Lake Authority
Monthly Report – August 2023

Chairman's Monthly Report **August 9, 2023**

Public Safety

Silver Ships #2 was delivered on Sunday, August 6! After a short test run, SS2 was put into service on a busy Sunday afternoon. We look forward to hearing from Chief Mellas about the experience of having both Silver Ships on the lake.

For the last 4 years, the 10-year Capital Plan has included the purchase of a 3rd purpose-built patrol boat in FY22-23. Now that SS2 has arrived we are able to execute our long-range capital plan by asking for bids for the next boat. We anticipate it will take at least 2 years to receive a boat once an order is made.

Lake Ecology

Our Lake Stewards have been very successful in identifying and removing invasive species from vessels entering Candlewood – congratulations to our Stewards!

Neil visited our new water testing lab at UCONN, he has included more detail in his report.

Our Capital Plan includes a Science Boat to be purchased in FY 25/26. We have been working to better define our specific needs and available options in the marketplace. We are expanding the usage definition of this boat. It will include operations work that should be done with a smaller vessel than the ARK and the ability to act as an additional public safety vessel if needed, as well as administrative use. We anticipate a 2-2.5 year build time for this vessel.

Administrative Offices

We are continuing discussions concerning a possible move of our administrative offices.

Marianne Gaffey
Chair, Candlewood Lake Authority

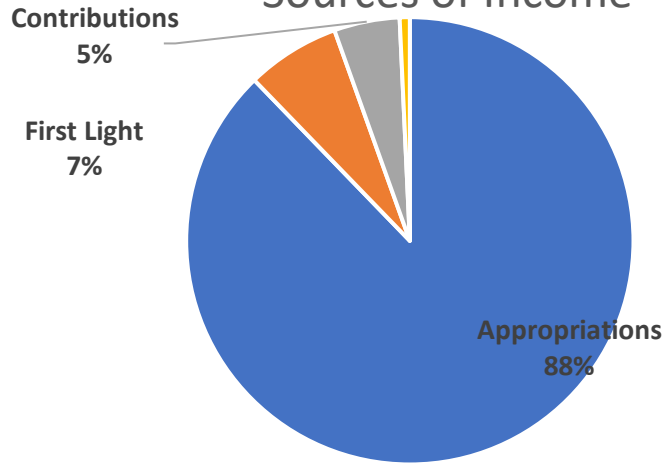
Finance Committee Financial Reporting July 2023



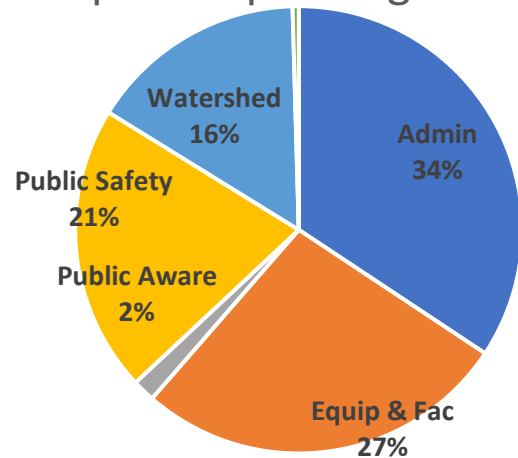
Income & Expense Overview

Results thru July 2023

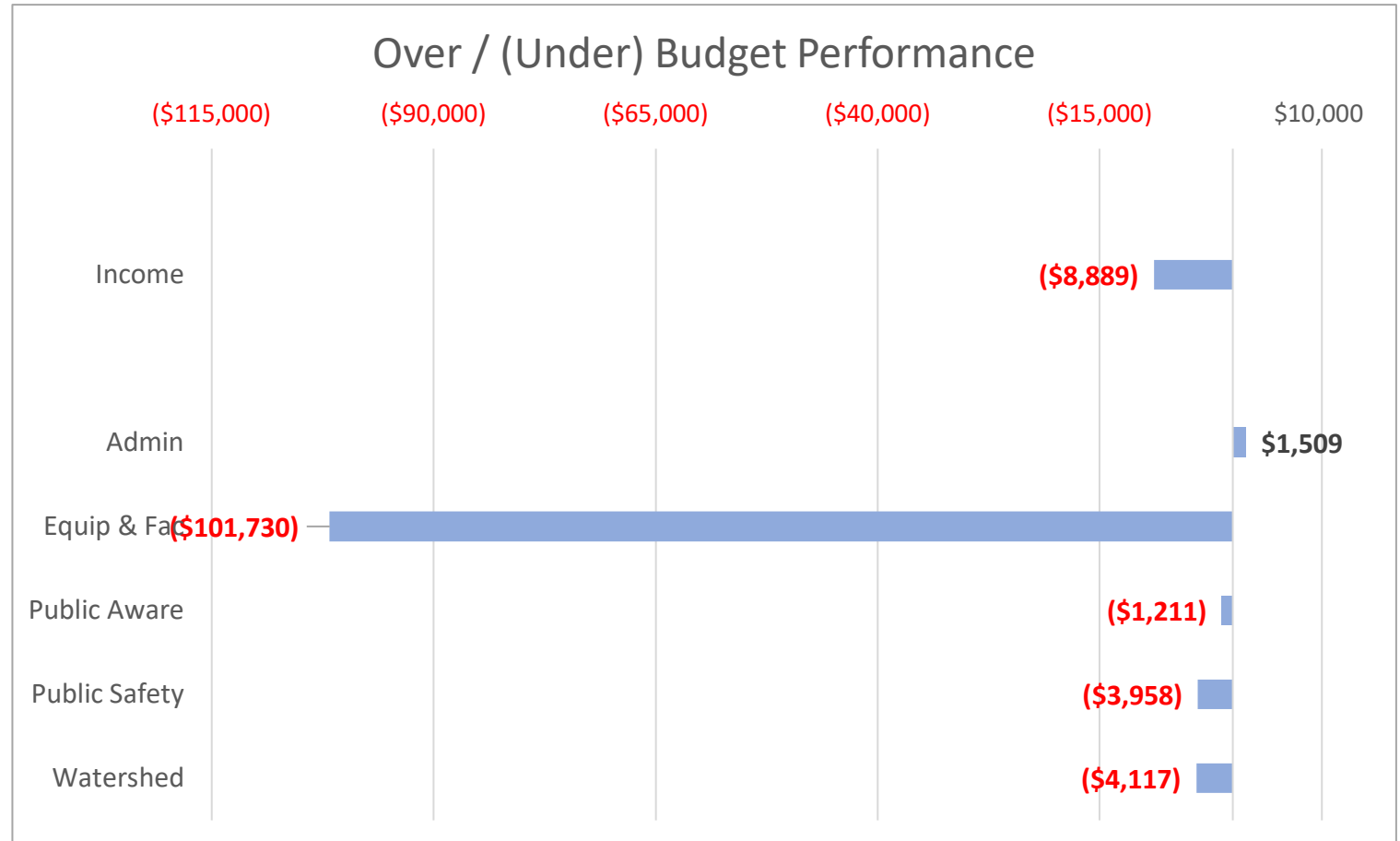
Sources of Income



Expense Spending Profile



Over / (Under) Budget Performance



Operational Income & Expense Summary

Results thru July 2023

YTD July 2023	YTD Budget	YTD Actual	O / (U) YTD Budget	% of YTD Budget	FY Budget	FY Forecast	O / (U) FY Budget	% of FY Budget
Income	\$703,208	\$712,097	\$8,889	101%	\$754,595	\$763,484	\$8,889	101%
<u>Expenses</u>								
Administration	\$22,773	\$24,282	\$1,509	107%	\$256,773	\$258,282	\$1,509	101%
Equipment & Facilities	\$106,730	\$5,000	(\$101,730)	5%	\$179,782	\$78,052	(\$101,730)	43%
Public Awareness	\$1,283	\$72	(\$1,211)	6%	\$17,750	\$16,539	(\$1,211)	93%
Public Safety	\$34,034	\$30,076	(\$3,958)	88%	\$173,134	\$169,176	(\$3,958)	98%
Watershed Management	\$11,133	\$7,016	(\$4,117)	63%	\$132,156	\$128,039	(\$4,117)	97%
Total Expense	\$175,953	\$66,447	(\$109,507)	38%	\$759,595	\$650,088	(\$109,507)	86%
Other Income/Expense (net)	\$0	(\$2,547)	(\$2,547)		\$5,000	\$2,453	(\$2,547)	
Operating Surplus/(Deficit)	\$527,254	\$643,103	\$115,848	-	\$0	\$115,848	\$115,848	-

* Accrual Basis Accounting

Key Drivers of the deltas to Budget



INCOME: Over Budget as we start the new Year. Received First Light's donation of \$50,000. Community Donations are the main contributor to the above budget performance.



EXPENSES: In total the expenses are well below budget.

ADMINISTRATION: Slightly above budget as Workers Comp Insurance and Expenses are above budget.



EQUIPMENT & FACILITIES: Well below Budget with no line items over Budget.



PUBLIC AWARENESS: No expenses for the month.

PUBLIC SAFETY: While Boat Maintenance is above Budget, Lake Patrol Wages more than offset the higher expense.



WATERSHED MANAGEMENT: Well below Budget on lower expenses for Lake & Stream Monitoring.





Governmental Budgetary Summary

Results thru July 2023

	<u>Jul '23 - Jun 24</u>	<u>Annual Budget</u>	<u>YTD Budget</u>	<u>\$ Over Budget</u>	<u>% of Budget</u>
Ordinary Income/Expense					
Total Income	<u>712,096.94</u>	<u>754,595.00</u>	<u>703,207.78</u>	<u>8,889.16</u>	<u>101.26%</u>
Gross Profit	<u>712,096.94</u>	<u>754,595.00</u>	<u>703,207.78</u>	<u>8,889.16</u>	<u>101.26%</u>
Expense					0.0%
Total Administration	24,281.50	256,773.00	22,772.87	1,508.63	106.63%
Total Equipment and Facilities	5,000.19	179,782.00	106,730.00	-101,729.81	4.69%
Total Public Awareness	72.40	17,750.00	1,283.37	-1,210.97	5.64%
Total Public Safety	30,076.42	173,134.00	34,034.14	-3,957.72	88.37%
Total Watershed Managment	7,016.30	132,156.00	11,133.00	-4,116.70	63.02%
Total Expense	<u>66,446.81</u>	<u>759,595.00</u>	<u>175,953.38</u>	<u>-109,506.57</u>	<u>37.76%</u>
Net Ordinary Income	<u>645,650.13</u>	<u>-5,000.00</u>	<u>527,254.40</u>	<u>118,395.73</u>	<u>122.46%</u>
Other Income/Expense					0.0%
Other Income					0.0%
Other Expense					0.0%
Net Other Income	<u>-2,547.40</u>	<u>5,000.00</u>	<u>0.00</u>	<u>-2,547.40</u>	<u>100.0%</u>
Net Income	<u>643,102.73</u>	<u>0.00</u>	<u>527,254.40</u>	<u>115,848.33</u>	<u>121.97%</u>

Committee Details



Income Details

	<u>YTD Budget</u>	<u>Jul '23 - Jun 24</u>	<u>O/U YTD Budget</u>	<u>% of YTD Budget</u>	<u>Annual Budget</u>	<u>FY Forecast</u>	<u>O/U FY Budget</u>	<u>% of FY Budget</u>
Ordinary Income/Expense								
Income								
901 · Appropriations	653,095.00	653,095.00	0.00	100.0%	653,095.00	653,095.00	0.00	100.00%
902 · Contribution from FirstLight	50,000.00	56,105.53	-6,105.53	112.21%	50,000.00	56,105.53	6,105.53	112.21%
903 · Interest	0.00	2,896.41	-2,896.41	100.0%	0.00	2,896.41	2,896.41	100.00%
911 · Miscellaneous Income	0.00	0.00	0.00	0.0%	0.00	0.00	0.00	0.00%
912 · Contributions and Donations	83.10	0.00	83.10	0.0%	35,000.00	34,916.90	-83.10	99.76%
915 · Sponsorship -programs/activitie	29.68	0.00	29.68	0.0%	12,500.00	12,470.32	-29.68	99.76%
916 · Lake Patrol Services	0.00	0.00	0.00	0.0%	2,000.00	2,000.00	0.00	100.00%
917 · Buoy Contract	0.00	0.00	0.00	0.0%	2,000.00	2,000.00	0.00	100.00%
921 · Grant Income - unrestricted	0.00	0.00	0.00	0.0%	0.00	0.00	0.00	0.00%
Total Income	<u>703,207.78</u>	<u>712,096.94</u>	<u>-8,889.16</u>	<u>101.26%</u>	<u>754,595.00</u>	<u>763,484.16</u>	<u>8,889.16</u>	<u>101.18%</u>
Gross Profit	703,207.78	712,096.94	-8,889.16	101.26%	754,595.00	763,484.16	8,889.16	101.18%



Administration Expense Details

Expense	<u>YTD Budget</u>	<u>Jul '23 - Jun 24</u>	<u>O/U YTD Budget</u>	<u>% of YTD Budget</u>	<u>Annual Budget</u>	<u>FY Forecast</u>	<u>O/U FY Budget</u>	<u>% of FY Budget</u>
Administration								
100 · Executive Director - Wages	7,163.75	7,800.00	-636.25	108.88%	85,965.00	86,601.25	636.25	100.74%
101 · SS/Medi/CTUC	2,874.13	3,104.67	-230.54	108.02%	34,490.00	34,720.54	230.54	100.67%
101A · Workers Comp Insurance	375.00	2,214.00	-1,839.00	590.4%	4,500.00	6,339.00	1,839.00	140.87%
102 · Exec Dir - Fringe Benefits	1,128.50	47.10	1,081.40	4.17%	13,542.00	12,460.60	-1,081.40	92.01%
110 · Admin. Coordinator - Wages	3,252.50	2,652.00	600.50	81.54%	39,030.00	38,429.50	-600.50	98.46%
112 · Admin Cor - Fringe Benefits	1,005.75	-195.00	1,200.75	-19.39%	12,069.00	10,868.25	-1,200.75	90.05%
113 · Insurance	2,842.00	2,807.46	34.54	98.79%	11,368.00	11,333.46	-34.54	99.70%
114 · Telephone	375.00	302.71	72.29	80.72%	4,500.00	4,427.71	-72.29	98.39%
115 · Office Supplies	491.63	456.47	35.16	92.85%	5,900.00	5,864.84	-35.16	99.40%
116 · Postage	83.37	2.39	80.98	2.87%	1,000.00	919.02	-80.98	91.90%
117 · Audit	0.00	0.00	0.00	0.0%	7,500.00	7,500.00	0.00	100.00%
118 · Professional Services	965.00	280.45	684.55	29.06%	10,315.00	9,630.45	-684.55	93.36%
119 · Bank and Service Fees	100.00	0.00	100.00	0.0%	1,200.00	1,100.00	-100.00	91.67%
121 · Expenses	83.37	2,484.00	-2,400.63	2,979.49%	1,000.00	3,400.63	2,400.63	340.06%
122 · Internet Access	100.00	89.98	10.02	89.98%	1,200.00	1,189.98	-10.02	99.17%
123 · Computer Hardware/Software	0.00	0.00	0.00	0.0%	0.00	0.00	0.00	0.00%
124 · Technology Hardware & Services	500.00	802.45	-302.45	160.49%	6,000.00	6,302.45	302.45	105.04%
161 · Office Rent	1,432.87	1,432.82	0.05	100.0%	17,194.00	17,193.95	-0.05	100.00%
Total Administration	<u>22,772.87</u>	<u>24,281.50</u>	<u>-1,508.63</u>	<u>106.63%</u>	<u>256,773.00</u>	<u>258,281.63</u>	<u>1,508.63</u>	<u>100.59%</u>



Equipment & Facilities Expense Details

	<u>YTD Budget</u>	<u>Jul '23 - Jun 24</u>	<u>O/U YTD Budget</u>	<u>% of YTD Budget</u>	<u>Annual Budget</u>	<u>FY Forecast</u>	<u>O/U FY Budget</u>	<u>% of FY Budget</u>
Equipment and Facilities								
200 · Personnel - Wages	500.00	0.00	500.00	0.0%	3,000.00	2,500.00	-500.00	83.33%
210 · Operations Manager - Wages	3,600.00	3,949.56	-349.56	109.71%	43,065.00	43,414.56	349.56	100.81%
212 · Ops Mgr - Fringe Benefits	1,000.00	0.00	1,000.00	0.0%	12,217.00	11,217.00	-1,000.00	91.82%
221 · Sherman Base - Repairs/Maint	250.00	125.60	124.40	50.24%	3,000.00	2,875.60	-124.40	95.85%
222 · Utilities - electric	375.00	87.78	287.22	23.41%	4,500.00	4,212.78	-287.22	93.62%
223 · Alarm System	125.00	13.81	111.19	11.05%	1,500.00	1,388.81	-111.19	92.59%
224 · Maintenance Supplies	0.00	0.00	0.00	0.0%	0.00	0.00	0.00	0.00%
225 · Office Equipment	0.00	0.00	0.00	0.0%	0.00	0.00	0.00	0.00%
226 · Work Boats	500.00	799.69	-299.69	159.94%	6,000.00	6,299.69	299.69	105.00%
227 · Vehicle	300.00	23.75	276.25	7.92%	3,500.00	3,223.75	-276.25	92.11%
228 · Dock and Trash Pick Up	80.00	0.00	80.00	0.0%	1,000.00	920.00	-80.00	92.00%
231 · Buoy Maintenance	0.00	0.00	0.00	0.0%	2,000.00	2,000.00	0.00	100.00%
261 · Capital Replacement Fund	100,000.00	0.00	100,000.00	0.0%	100,000.00	0.00	-100,000.00	0.00%
Total Equipment and Facilities	<u>106,730.00</u>	<u>5,000.19</u>	<u>101,729.81</u>	<u>4.69%</u>	<u>179,782.00</u>	<u>78,052.19</u>	<u>-101,729.81</u>	<u>43.42%</u>



Public Awareness Expense Details

	<u>YTD Budget</u>	<u>Jul '23 - Jun 24</u>	<u>O/U YTD Budget</u>	<u>% of YTD Budget</u>	<u>Annual Budget</u>	<u>FY Forecast</u>	<u>O/U FY Budget</u>	<u>% of FY Budget</u>
Public Awareness								
400 · Pub Ed Director Wages	0.00	0.00	0.00	0.0%	0.00	0.00	0.00	0.00%
402 · PE Dir - Fringe Benefits	0.00	0.00	0.00	0.0%	0.00	0.00	0.00	0.00%
413 · School Programs	150.00	0.00	150.00	0.0%	1,000.00	850.00	-150.00	85.00%
414 · Subscription services	333.37	72.40	260.97	21.72%	4,000.00	3,739.03	-260.97	93.48%
415 · Events and Displays	800.00	0.00	800.00	0.0%	4,000.00	3,200.00	-800.00	80.00%
417 · Fundraising	0.00	0.00	0.00	0.0%	5,000.00	5,000.00	0.00	100.00%
521 · Shoreline Cleanup	0.00	0.00	0.00	0.0%	3,750.00	3,750.00	0.00	100.00%
Total Public Awareness	<u>1,283.37</u>	<u>72.40</u>	<u>1,210.97</u>	<u>5.64%</u>	<u>17,750.00</u>	<u>16,539.03</u>	<u>-1,210.97</u>	<u>93.18%</u>



Public Safety Expense Details

	<u>YTD Budget</u>	<u>Jul '23 - Jun 24</u>	<u>O/U YTD Budget</u>	<u>% of YTD Budget</u>	<u>Annual Budget</u>	<u>FY Forecast</u>	<u>O/U FY Budget</u>	<u>% of FY Budget</u>
Public Safety								
300 · Lake Patrol Wages	19,109.46	12,650.45	6,459.01	66.2%	64,608.00	58,148.99	-6,459.01	90.00%
300A · Lake Patrol Wages - off lake	0.00	0.00	0.00	0.0%	0.00	0.00	0.00	0.00%
300B · Lake Patrol Wages - Admin	0.00	0.00	0.00	0.0%	0.00	0.00	0.00	0.00%
300C · Lake Patrol - Fringe Benefits	0.00	0.00	0.00	0.0%	0.00	0.00	0.00	0.00%
301 · CLAMP Chief Salary	3,333.37	3,333.34	0.03	100.0%	40,000.00	39,999.97	-0.03	100.00%
311 · Boat Maintenance and Reimburse	<u>730.00</u>	<u>3,494.07</u>	<u>-2,764.07</u>	<u>478.64%</u>	<u>13,250.00</u>	<u>16,014.07</u>	<u>2,764.07</u>	<u>120.86%</u>
312 · Gas and Oil	7,963.56	6,503.43	1,460.13	81.67%	29,160.00	27,699.87	-1,460.13	94.99%
313 · Insurance	2,457.75	2,391.54	66.21	97.31%	9,831.00	9,764.79	-66.21	99.33%
314 · Training	0.00	140.28	-140.28	100.0%	6,475.00	6,615.28	140.28	102.17%
318 · Miscellaneous	<u>100.00</u>	<u>0.00</u>	<u>100.00</u>	<u>0.0%</u>	<u>1,000.00</u>	<u>900.00</u>	<u>-100.00</u>	<u>90.00%</u>
321 · Radio & Equipment	0.00	1,124.47	-1,124.47	100.0%	1,810.00	2,934.47	1,124.47	162.13%
322 · Uniforms	340.00	0.00	340.00	0.0%	5,000.00	4,660.00	-340.00	93.20%
324 · CLAMP Services - Fireworks	<u>0.00</u>	<u>438.84</u>	<u>-438.84</u>	<u>100.0%</u>	<u>2,000.00</u>	<u>2,438.84</u>	<u>438.84</u>	<u>121.94%</u>
Total Public Safety	<u>34,034.14</u>	<u>30,076.42</u>	<u>3,957.72</u>	<u>88.37%</u>	<u>173,134.00</u>	<u>169,176.28</u>	<u>-3,957.72</u>	<u>97.71%</u>



Watershed Management Expense Details

	<u>YTD Budget</u>	<u>Jul '23 - Jun 24</u>	<u>O/U YTD Budget</u>	<u>% of YTD Budget</u>	<u>Annual Budget</u>	<u>FY Forecast</u>	<u>O/U FY Budget</u>	<u>% of FY Budget</u>
Watershed Management								
500 · WM - Personnel Wages								
500A · Director of Ecology Wage	5,761.63	5,761.66	-0.03	100.0%	69,140.00	69,140.03	0.03	100.00%
Total 500 · WM - Personnel Wages	5,761.63	5,761.66	-0.03	100.0%	69,140.00	69,140.03	0.03	100.00%
502 · Dir. Ecology - Fringe	1,076.37	-14.06	1,090.43	-1.31%	12,916.00	11,825.57	-1,090.43	91.56%
511 · Lake and Stream Monitoring	3,100.00	0.00	3,100.00	0.0%	18,600.00	15,500.00	-3,100.00	83.33%
512 · E-Coli Bacteria Testing	<u>300.00</u>	<u>900.00</u>	<u>-600.00</u>	<u>300.0%</u>	<u>2,000.00</u>	<u>2,600.00</u>	<u>600.00</u>	<u>130.00%</u>
513 · Cynobacteria testing (BG Algae)	<u>300.00</u>	<u>0.00</u>	<u>300.00</u>	<u>0.0%</u>	<u>2,000.00</u>	<u>1,700.00</u>	<u>-300.00</u>	<u>85.00%</u>
514 · Travel	<u>250.00</u>	<u>120.40</u>	<u>129.60</u>	<u>48.16%</u>	<u>3,000.00</u>	<u>2,870.40</u>	<u>-129.60</u>	<u>95.68%</u>
515 · Equipment and Supplies	<u>200.00</u>	<u>248.30</u>	<u>-48.30</u>	<u>124.15%</u>	<u>2,500.00</u>	<u>2,548.30</u>	<u>48.30</u>	<u>101.93%</u>
531 · Professional Development	0.00	0.00	0.00	0.0%	5,500.00	5,500.00	0.00	100.0%
532 · Engineering and Consulting	100.00	0.00	100.00	0.0%	16,000.00	15,900.00	-100.00	99.38%
542 · GIS - license	0.00	0.00	0.00	0.0%	0.00	0.00	0.00	0.00%
551 · Triploid Grass Carp Program	0.00	0.00	0.00	0.0%	0.00	0.00	0.00	0.00%
599 · Miscellaneous	<u>45.00</u>	<u>0.00</u>	<u>45.00</u>	<u>0.0%</u>	<u>500.00</u>	<u>455.00</u>	<u>-45.00</u>	<u>91.00%</u>
Total Watershed Management	<u>11,133.00</u>	<u>7,016.30</u>	<u>4,116.70</u>	<u>63.02%</u>	<u>132,156.00</u>	<u>128,039.30</u>	<u>-4,116.70</u>	<u>96.89%</u>



Other (Restricted Grants) Income/Expense Details

	<u>YTD Budget</u>	<u>Jul '23 - Jun 24</u>	<u>O/U YTD Budget</u>	<u>% of YTD Budget</u>	<u>Annual Budget</u>	<u>FY Forecast</u>	<u>O/U FY Budget</u>	<u>% of FY Budget</u>
Other Income/Expense								
Other Income								
Income Restricted/Grants								
9000 · Contributions - Restrict/Unbugt								
900-14A · CLERC _ Education	0.00	0.00	0.00	0.0%	5,000.00	5,000.00	0.00	100.0%
900-16I · Praxaire AIS Study	0.00	0.00	0.00	0.0%	0.00	0.00	0.00	0.00%
Total 9000 · Contributions - Restrict/Unbugt	<u>0.00</u>	<u>0.00</u>	<u>0.00</u>	<u>0.0%</u>	<u>5,000.00</u>	<u>5,000.00</u>	<u>0.00</u>	<u>100.00%</u>
9200 · Grant Income - Unbudgeted								
900-21B · DEEP AIS (Lake Steward)	<u>4,500.00</u>	<u>0.00</u>	<u>4,500.00</u>	<u>0.0%</u>	<u>18,000.00</u>	<u>13,500.00</u>	<u>-4,500.00</u>	<u>75.0%</u>
Total 9200 · Grant Income - Unbudgeted	<u>4,500.00</u>	<u>0.00</u>	<u>4,500.00</u>	<u>0.0%</u>	<u>18,000.00</u>	<u>13,500.00</u>	<u>-4,500.00</u>	<u>75.00%</u>
9400 · Assigned Income								
900-20A · HMS Foundation Trust	<u>0.00</u>	<u>0.00</u>	<u>0.00</u>	<u>0.0%</u>	<u>0.00</u>	<u>0.00</u>	<u>0.00</u>	<u>0.0%</u>
Total 9400 · Assigned Income	<u>0.00</u>	<u>0.00</u>	<u>0.00</u>	<u>0.0%</u>	<u>0.00</u>	<u>0.00</u>	<u>0.00</u>	<u>0.00%</u>
Total Income Restricted/Grants	<u>4,500.00</u>	<u>0.00</u>	<u>4,500.00</u>	<u>0.0%</u>	<u>23,000.00</u>	<u>18,500.00</u>	<u>-4,500.00</u>	<u>80.44%</u>
Total Other Income	<u>4,500.00</u>	<u>0.00</u>	<u>4,500.00</u>	<u>0.0%</u>	<u>23,000.00</u>	<u>18,500.00</u>	<u>-4,500.00</u>	<u>80.44%</u>
Other Expense								
Expense Restricted/Grants								
8000 · Restricted Expense								
Total 8000 · Restricted Expense	<u>0.00</u>	<u>0.00</u>	<u>0.00</u>	<u>0.0%</u>	<u>0.00</u>	<u>0.00</u>	<u>0.00</u>	<u>0.00%</u>
8200 · Grants Expense								
800-21B · DEEP AIS (Lake Steward)	<u>4,500.00</u>	<u>2,547.40</u>	<u>1,952.60</u>	<u>56.61%</u>	<u>18,000.00</u>	<u>16,047.40</u>	<u>-1,952.60</u>	<u>89.15%</u>
Total 8200 · Grants Expense	<u>4,500.00</u>	<u>2,547.40</u>	<u>1,952.60</u>	<u>56.61%</u>	<u>18,000.00</u>	<u>16,047.40</u>	<u>-1,952.60</u>	<u>89.15%</u>
8400 · Assigned Expense								
800-20A · HMS Foundation Trust	<u>0</u>	<u>0</u>	<u>0</u>	<u>0</u>	<u>0</u>	<u>0</u>	<u>0</u>	<u>0.00%</u>
Total 8400 · Assigned Expense	<u>0.00</u>	<u>0.00</u>	<u>0.00</u>	<u>0.0%</u>	<u>0.00</u>	<u>0.00</u>	<u>0.00</u>	<u>0.00%</u>
Total Expense Restricted/Grants	<u>4,500.00</u>	<u>2,547.40</u>	<u>1,952.60</u>	<u>56.61%</u>	<u>18,000.00</u>	<u>16,047.40</u>	<u>-1,952.60</u>	<u>89.15%</u>
Total Other Expense	<u>4,500.00</u>	<u>2,547.40</u>	<u>1,952.60</u>	<u>56.61%</u>	<u>18,000.00</u>	<u>16,047.40</u>	<u>-1,952.60</u>	<u>89.15%</u>
Net Other Income	<u>0.00</u>	<u>-2,547.40</u>	<u>2,547.40</u>	<u>100.0%</u>	<u>5,000.00</u>	<u>2,452.60</u>	<u>-2,547.40</u>	<u>49.05%</u>
Net Income	<u>527,254.40</u>	<u>643,102.73</u>	<u>-115,848.33</u>	<u>121.97%</u>	<u>0.00</u>	<u>115,848.33</u>	<u>115,848.33</u>	<u>100.00%</u>



Capital Summary for Fiscal Year 2023/2024

Capital Summary for Fiscal Year 2023/2024

Opening Balance as of July 1, 2023	\$402,714
------------------------------------	-----------

Appropriations

Total Appropriations	\$0
----------------------	-----

Capital Approved Expenditures

Total Expenditures	\$0
--------------------	-----

Closing Balance as of June 30, 2023	\$402,714
-------------------------------------	-----------

Items is () show amount & when CLA Board approved the expenditure



CANDLEWOOD LAKE AUTHORITY

Member Municipalities: *Brookfield • Danbury • New Fairfield • New Milford • Sherman*

PO BOX 37 • SHERMAN, CT 06784 • P (860) 354-6928 • F (860) 350-5611

August 9, 2023
Executive Director
Mark Howarth

Monthly Report

- We received delivery of our second purpose-built patrol boat on Sunday August 6th. It arrived from Alabama and we spent a portion of the afternoon setting it up and familiarizing ourselves with some of the modifications we had requested. We are excited for the Patrol to have this vessel to be able to best do their job of providing public safety for the boaters on the lake. We look forward to the benefits this boat provides us and the users of the lake, including the additional features which will aid us during our night patrol hours.



- Ed Siergiej and I were invited to join Danbury Mayor Esposito for his weekly “This Week in the City” video series. The focus that week was the Candlewood Lake Authority and Candlewood Lake. We appreciated the opportunity to film the video series that week with the mayor and talk about the lake and what we do at the CLA.
- I received initial feedback from the State Librarian’s Office of Public Records regarding retention times for the cameras we wish to put on our patrol boats. I have requested

further clarification from their office following discussion with the public safety committee.

- We met with our IT company to see the demo of the program they were developing for us to streamline our record-keeping on the water for the Patrol. We provided them with feedback of our needs and they will return to us with options.
- I got to spend a morning on the water with Neil and Steve looking to see if there was vegetation growing in the carp exclosures. I was happy to serve as their driver that day, working to keep the boat close to the exclosures, while they did the rake tosses, looking for vegetation.
- Neil and I spoke at Leadership Danbury last month. Thank you to PJ Prunty for inviting us to speak. Every year they have an environmentally focused day for the group, and we always enjoy being a part of that day. We spoke about the CLA, the lake and especially the ecology of Candlewood Lake.
- I met with Len Greene of FirstLight to catch up on what is going on with them and to share what we have been doing here at the CLA. Len and I have been meeting several times a year to maintain good communication between our organization and their company. We spoke about ways in which we can collaborate to improve the lake.
- We have started to increase our social media output in recent weeks. We are scheduling a minimum of one environmental post on Tuesdays and one public safety post on Fridays leading into the boating weekend, in addition to other posts throughout the week as they come up. For the public safety posts we are utilizing posts we create in house and also posts that other safety organizations have created for others to use. Thank you to Dee, Neil, Nick and Henry for their help in getting more educational material out to the public.



CANDLEWOOD LAKE AUTHORITY

Member Municipalities: Brookfield • Danbury • New Fairfield • New Milford • Sherman

PO BOX 37 • SHERMAN, CT 06784 • P (860) 354-6928 • F (860) 350-5611

J. Neil Stalter

Director of Ecology and Environmental Education

Candlewood Lake Authority

Re: July Monthly Report

Date: 7/12/2023

- We are 100% up and running with our in-house water quality monitoring and relationship with UCONN for in-lab analysis. Our probe has been repaired, and we have all the supplies for Chl-a filtration, allowing us to freeze those samples and deliver them to UCONN along with the water samples.
 - I visited the lab on our first drop off and had the pleasure of meeting the team and getting a tour. I think we will be very happy with this new lab relationship! We drop off two batches of samples at a time, so one trip per month.
 - Anecdotally, the water has looked very healthy most of this year, with relatively high clarity and low Blue-green algae concentrations. Additional refresh thanks to pumping of Housatonic water might be helping in this regard, but we won't know for certain until we can look at this year's full results.
- The lake stewards have been very active so far this year and have inspected over 400 boats! They have also stopped 5 possible new invasive species from entering the lake,



including Hydrilla, Water Chestnut, and Zebra Mussels. They will be continuing through Labor Day weekend, and funding is already secured for next year!

- We have worked with the designer to make new invasive species signage for the boat launches, including an option to scan a QR code for a Spanish translation. The signs reflect the new state of invasive species in the lake, and will hopefully be more eye catching and simple while being equally as informative as the old signs.

Invasive Species Alert!

Candlewood Lake contains invasive species including:

- Eurasian Watermilfoil
- Zebra Mussels

CANDLEWOOD LAKE AUTHORITY
Protecting and Preserving Candlewood Lake Since 1972

3 Things You Need To Do

- ✓ **CLEAN** your boat and trailer and remove any attached plants or mussels
- ✓ **DRAIN** all water from inside your boat, bilge, ballast tanks, and live wells
- ✓ **DRY** your boat and trailer for 7 days before launching in a lake or river

Do the above before launching in Candlewood and after leaving.

Inspect These Areas:

QUESTIONS? Call 860-354-6928
www.candlewoodlakeauthority.org

FPO "Español? Escanea aquí"

- I wrote and posted a comprehensive strategy document going over the history of plant management in the lake, the current status of plant loss, how we might have gotten there, and the overall goals for the ecosystem. Thanks to Cathy and Mark H. for helping so much with the edit! It has a permanent home on our website.
- We went out and did rake tosses in the exclosures. We found that 2 of the 5 had plants, and one in particular (north of Kellogg Point) had multiple species including Eel Grass, Brittle Naiad, Mudmat, and a strand of milfoil.
 - WestConn students also deployed cameras in and around some of the exclosures. Unfortunately some of the footage was corrupted, but they have pictures of a grass carp, as well as a stand of plants in a different location of the lake that has evidence of grass carp feeding. I am waiting for the photos but look forward to seeing them!
 - Steve will be taking them out to do another camera check of the exclosures this week as well.
- We are receiving reports of more zebra mussels being found in many areas of the lake. Still not at a nuisance level, but they do seem to be increasing in number that the public are able to find them more easily.